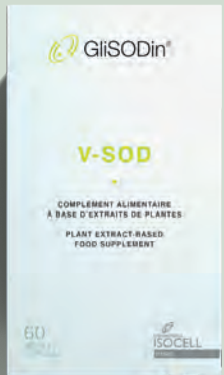


EFFICACY OF GLISODIN V-SOD ASSOCIATED WITH NARROWBAND ULTRAVIOLET B FOR TREATING VITILIGO

+50%

MORE REPIGMENTATION WHEN COMBINED WITH ULTRAVIOLET B

versus using UVB alone, as proven by a clinical study conducted for 6 months on 50 patients.



100% PLANT-BASED, 100% SAFE

The products are manufactured in strict compliance with GMP (Good Manufacturing Practices) guaranteeing traceability.

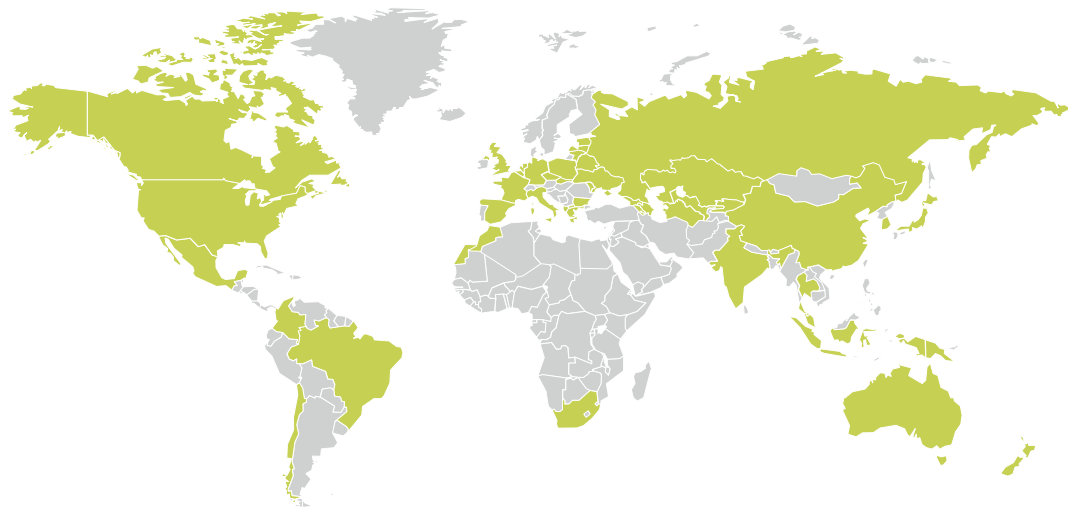
GLISODIN®, 20 YEARS OF EXPERIENCE

The SOD in V-SOD is naturally present in the body; it is a major antioxidant which acts as a real shield against free radicals. However, SOD is not renewed by food and its activity decreases with age or in so-called oxidative situations. GliSODin promotes the natural production of SOD and preserves the antioxidant activity of the body.

With vitiligo, skin cells show higher levels of oxidative stress which leads to the destruction of melanocytes.

FORMULA AVAILABLE IN:

AFRICA, ASIA, EUROPE, LATIN AMERICA, NORTH AMERICA



MORE INFORMATION :

www.ukbeautylab.com



V-SOD



GLISODIN
gliadin-protected SOD (GP-SOD)




GliSODin

GLIADIN-PROTECTED SUPEROXIDE DISMUTASE

GliSODin® : a complex composed of a melon extract naturally concentrated in superoxide dismutase and a wheat protein (gliadin), for which studies have shown to be effective in induction of enzymatic defense (SOD, catalase, peroxidase) and protection against oxidative stress. Over 30 scientific publications demonstrate the positive effects on oxidative stress conditions.

UNDERSTANDING THE BENEFITS OF GLISODIN

by Pr. Radermacher, MD, PhD.
Professor of Anaesthesiology and Intensive Care Medicine.



Watch video



CLINICALLY PROVEN TO IMPROVE THE APPEARANCE OF VITILIGO

ORAL GLIADIN-PROTECTED SUPEROXIDE DISMUTASE IN ADDITION TO PHOTOTHERAPY FOR TREATING NON-SEGMENTAL VITILIGO: A 24-WEEK PROSPECTIVE RANDOMIZED PLACEBO-CONTROLLED STUDY

Fontas, E., Montaudié, H., & Passeron, T., 2021, J Eur Acad Dermatol Venereology



n=50

Subjects with non-segmental vitiligo affecting more than 5% of the total body surface were included
Phototype II, III, IV

NB-UVB

NB-UVB twice-weekly for 24 weeks



GliSODin® V-SOD

1 g (4 capsules)/day - 3 months followed by
500 mg (2 capsules)/day - 3 months

(n=25)



Placebo

1 g (4 capsules)/day - 3 months followed by
500 mg (2 capsules)/day - 3 months

(n=25)

Vitiligo Extent Score (VES)

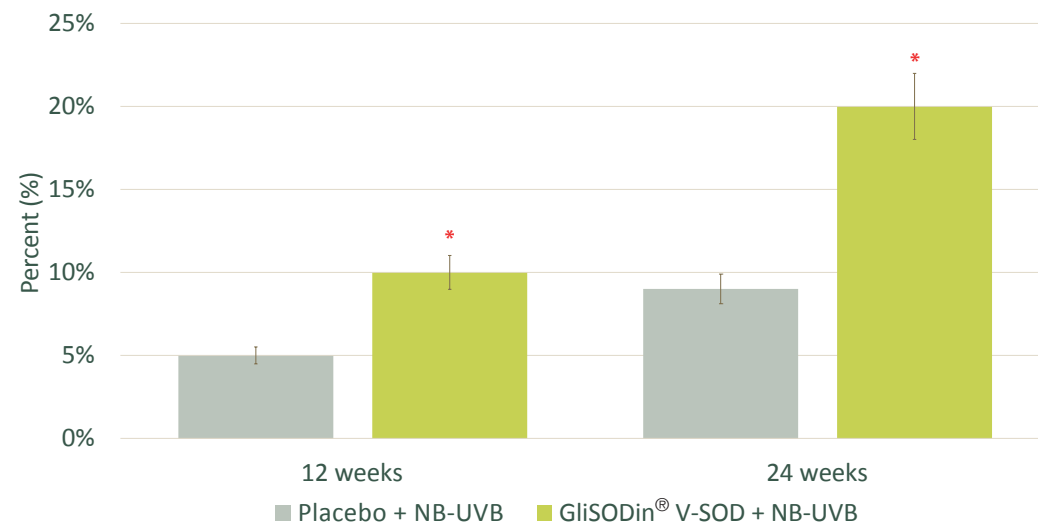
THE USE OF GP-SOD COMBINED WITH NB-UVB COULD BE A USEFUL ADD-ON IN THE TREATMENT OF VITILIGO PATIENTS WITH EXCELLENT TOLERABILITY AND SAFETY.

Oral presentation

By Pr. Thierry Passeron
University professor and hospital practitioner at the Mediterranean Center for Molecular Medicine (C3M)

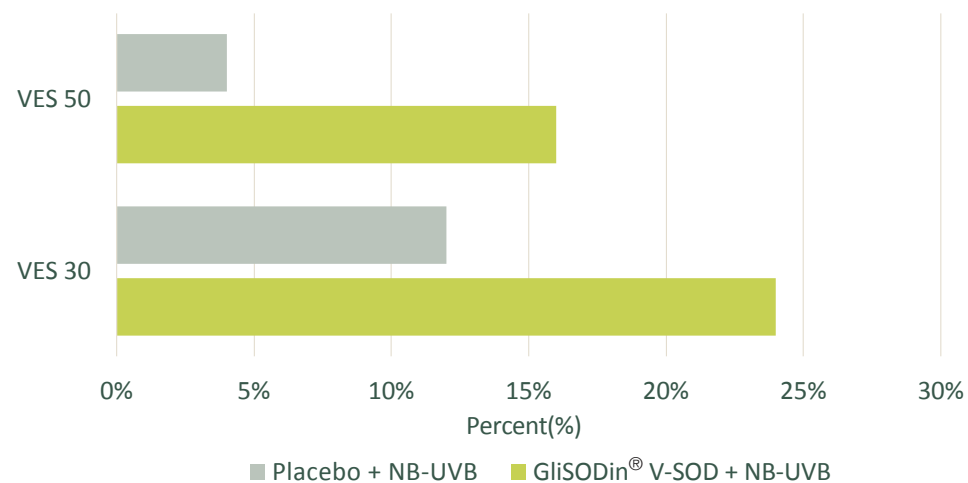


PERCENTAGE OF TOTAL REPIGMENTATION COMPARED TO BASELINE



Results show almost 20% repigmentation after 24 weeks of treatment with V-SOD combined with NB-UVB compared to 9% when NB-UVB was associated with placebo. GliSODin significantly improved repigmentation by week 24 compared with baseline.

PROPORTION OF PATIENTS WITH 30% AND 50% OF VES RESPONSE (%)



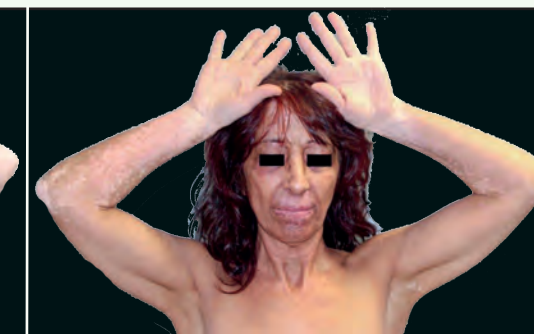
In the V-SOD group, 6 (24%) and 4 (16%) out of the 25 patients reached 30% improvement in VES (VES 30) and VES 50, respectively. In the placebo group, 3/25 (12%) and 1/25 (4%) patients reached VES 30 and VES 50, respectively.

Using GliSODin V-SOD + NB-UVB for 6 months

BEFORE



AFTER 6 MONTHS



BEFORE



AFTER 6 MONTHS

